

To share these social media posts, please copy the text below and paste it into your platforms as the caption. Download the social media post by clicking the image to access a link to a downloadable image.

Caption

Colorado providers have a life-saving tool they can use when someone with access to firearms is at risk of hurting themselves or others: Extreme Risk Protection Orders (ERPOs). ERPOs are temporary, preventive tools that help remove firearms from dangerous situations, reduce harm, and create space for treatment and safety planning when someone poses a significant risk.

Take a free e-learning course to learn more, from recognizing when an ERPO may be appropriate to filing and follow-up steps at LetsTalkGunsColorado.com/Professionals/.

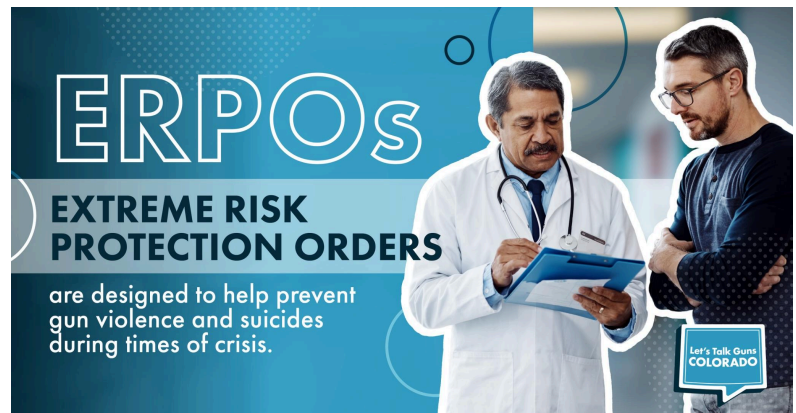
Post

Click the image below to access a link to download the post image.



Mental health and health care professionals can petition for an Extreme Risk Protection Order (ERPO) in Colorado. These orders are designed to prevent gun violence and suicides by temporarily restricting an individual's access to firearms during a time of crisis when they may pose a safety risk to themselves or others. During that time when firearm access is restricted, new intervention options can be identified, the patient's current treatment plan can be reassessed, or existing approaches can be refined without the risks associated with firearm possession. Visit LetsTalkGunsColorado.com/Professionals/ to take a free e-learning course and learn more.

Click the image below to access a link to download the post image.





Extreme Risk Protection Orders (ERPOs) temporarily restrict an individual's access to firearms during a time of crisis when they may pose a safety risk to themselves or others. Visit LetsTalkGunsColorado.com/Professionals/ to take a free e-learning course and learn more.

Click any image below to access a link to download the post images. Share individually or as a carousel.



To share these social media posts, please copy the text below and paste it into your platforms as the caption. Download the social media post by clicking the image to access a link to a downloadable image.

	
<p>I talk to all of my patients about firearm safety. I ask routine safety questions just like I would for medications or seatbelts. When appropriate, I use the 5 Ls:</p> <ul style="list-style-type: none">• Is the firearm loaded?• Is it locked?• Are little ones in the home?• Is anyone feeling low or at risk of harm?• Has the firearm user learned how to use it safely and are they capable? <p>These questions help me assess risk and support patients in taking steps to protect themselves and those around them.</p>	<p>Click the image below to access a link to download the post image. Place your logo or your organization's logo in the area marked 'Place your logo here.'</p> 
<p>Firearm injury is a leading cause of death in the United States, particularly among children, teens, and individuals in crisis, according to the CDC. As a trusted provider, I can play a vital role in preventing suicide, unintentional shootings, and other firearm-related harm by having respectful conversations about safe gun storage with my patients.</p>	<p>Click the image below to access a link to download the post image. Place your logo or your organization's logo in the area marked 'Place your logo here.'</p> 